

# BREAK THE CYCLE

## 13 WAYS TO KEEP YOUR HOME FLEA-FREE

### OUTSIDE

1



SECURELY CLOSE UP ALL CRAWL SPACES  
KEEP DEAD LEAVES AND OVERGROWN BRUSH  
AWAY FROM THE HOUSE FOUNDATION

2



CUT THE GRASS, REMOVE WEEDS AND ELIMINATE  
LEAF DEBRIS FROM THE LAWN AREA AND FROM  
AROUND THE BASE OF TREES

3



FLEAS PREFER HUMID, SHADY, AND MOIST AREAS  
AND DO NOT THRIVE IN HOT, SUNNY LAWNS

4



DISCOURAGE STRAY ANIMALS AND WILDLIFE  
THAT CAN BRING FLEAS ON YOUR PROPERTY  
REMOVE UNEATEN PET FOOD AND FOOD BOWLS  
SEAL TRASH IN CLOSED-LID CONTAINERS AND  
OUT OF REACH OF WILDLIFE OR STRAY ANIMALS

5



FENCE OFF PROPERTY TO KEEP STRAYS AND  
WILDLIFE OUT OF YARD AND AWAY FROM HOUSE

6




AVOID ELEVATING STORAGE BUILDINGS

7



REGULARLY INSPECT DOG HOUSES AND BEDDING  
FOR FLEA INFESTATIONS  
VACUUMING, CLEANING AND DISINFECTING WILL  
NEED TO BE COMPLETED REGULARLY

8



REGULARLY CLEAN SOFT CUSHIONED LAWN  
FURNITURE THAT IS LEFT OUTSIDE, AS IT CAN  
PROVIDE THE WARM AND MOIST ENVIRONMENT  
WHERE FLEAS THRIVE


9



REGULARLY VACUUM THE INSIDE OF YOUR VEHICLE IF YOUR PET TRAVELS WITH YOU OFTEN

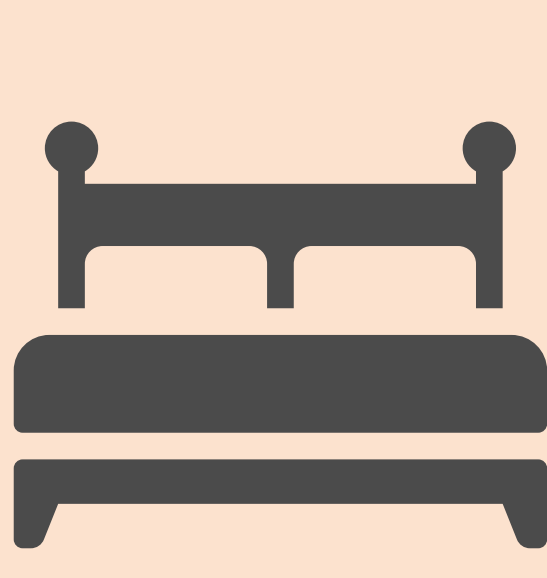
### INSIDE

10




CURTAINS ABSORB WARMTH FROM THE SUN OR  
HEATERS AND ACCUMULATE DUST/ PET DANDER  
VACUUM CURTAINS OR, IF POSSIBLE, WASH  
IN HOT WATER AND HANG TO DRY IN THE SUN

11




WHEN ANIMALS SLEEP IN OUR BEDS, FLEAS OF  
ALL STAGES CAN BE FOUND IN BEDDING  
WASH BEDDING FREQUENTLY IN HOT WATER AND  
HANG TO DRY IN THE SUNLIGHT

12



WHEN ANIMALS SIT, WALK, AND SLEEP ON  
FURNITURE FLEAS OF ALL STAGES CAN BE FOUND  
IN THE FABRIC AND CUSHIONS  
VACUUM SURFACES, MAKING SURE TO REACH  
DOWN BETWEEN THE SIDES AND SWEEP THE  
CREVICES OF THE FURNITURE.

13



DUST AND PET DANDER CAN ACCUMULATE IN  
CARPET THREAD  
A VACUUM WILL PICK UP EGGS AND ADULT FLEAS,  
BUT FLEA LARVAE WILL CLING TO CARPET  
FLEAS CAN BE FOUND IN THE CRACKS BETWEEN  
THE BOARDS OF HARDWOOD FLOORING

### FUN FACT

The domestic cat flea is the most common species in North America.

#### 1 Flea Eggs



• incubate best in areas with high humidity and warm temperatures

#### 2 Flea Larvae



• feed on organic debris found in the host animal's environment

#### Flea Life Cycle

#### 3 Flea Pupae



#### 4 Adult Fleas

• feed on blood  
• cannot survive or lay eggs without first consuming a blood meal  
• a female flea can lay up to 50 eggs/day  
• average adult flea lays over 2000 eggs in its lifetime

### Break the Cycle

- An effective flea-control strategy works to break flea life-cycle by eliminating not only the adult fleas, but by killing the flea eggs and larvae.
- The home should be treated to kill fleas in all stages.
- It is important to consult with your vet to determine which flea products is best for your pet.
- Some flea products are toxic to cats and improper dosing of any product on dogs and cats can cause health issues.